

**Sujana Metal Products Limited**

18, Nagarjuna Hills, Panjagutta
Hyderabad - 500 082.

Regd. Office
Survey No.296/7/9, IDA Bollaram
Jinnaram Mandal, Medak District
Andhra Pradesh, India

T +91 40 2335 1882/85/87
F +91 40 2335 8499
E info.smpl@sujana.com

T +91 8458 279355
F +91 8458 279051
E smplexim@sujana.com
www.sujana.com

Date: January 17, 2012

To

The Department of Corporate Services – CRD, Bombay Stock Exchange Limited, P.J.Towers, Dalal Street, MUMBAI – 400 001. Scrip Code: 513414	National Stock Exchange of India Ltd, 5 th Floor, Exchange Plaza, Bandra (E), MUMBAI – 400 051 Scrip Symbol : SMPL
The Madras Stock Exchange Limited Exchange Building, P.Box 183, 11, 2 nd Line Beach, CHENNAI - 600 001.	Luxembourg Stock Exchange, Societe de la Bourse de, Luxembourg, B.P. 165, L-2011, Luxembourg , Common Code: 047472504

Dear Sir,

Sub: Submission of Shareholding Pattern as per Clause 35 of Listing Agreement for the Quarter ended 31st December, 2011 - Reg.,

Please find enclosed herewith Shareholding Pattern of the Company pursuant to Clause 35 of the Listing Agreement for the Quarter ended 31st December, 2011.

This is for your information and record


Kindly acknowledge the receipt.

Thanking You,

Yours faithfully,

For Sujana Metal Products Limited


Shaik Ibraheem
Company Secretary




SUJANA METAL PRODUCTS LIMITED

(D)(a) Statement showing Shareholding Pattern for the Quarter ended: 31.12.2011.

Name of the Company **Sujana Metal Products Limited**
Scrip Code, Name of the Scrip, class of security **513414(BSE), SMPL(NSE), 047472504 (LUXEMBOURG), (MSE) Equity Shares**


Partly paid-up shares:-	No. of partly paid-up shares	As a % of total no. of partly paid-up shares	As a % of total no. of shares of the company
Held by promoter/promoter group	N.A.	N.A.	N.A.
Held by public	N.A.	N.A.	N.A.
Total	N.A.	N.A.	N.A.
Outstanding convertible securities:-	No. of outstanding securities	As a % of total no. of outstanding convertible securities	As a % of total no. of shares of the company, assuming full conversion of the convertible securities
Held by promoter/promoter group	N.A.	N.A.	N.A.
Held by public	N.A.	N.A.	N.A.
Total	N.A.	N.A.	N.A.
Warrants:-	No. of warrants	As a % of total no. of warrants	As a % of total no. of shares of the company, assuming full conversion of Warrants
Held by promoter/promoter group	N.A.	N.A.	N.A.
Held by public	-	-	-
Total	N.A.	N.A.	N.A.
Total paid-up capital of the company, assuming full conversion of warrants and convertible securities	196350881	-	-

Category code		Number of shareholders	Total number of shares	Number of shares held in dematerialized form	Total shareholding as a percentage of total number of shares		Shares Pledged or otherwise encumbered	
					As a percentage of (A+B)	As a percentage of (A+B+C)	Number of shares	As a percentage
(I)	(II)	(III)	(IV)	(V)	(VI)	(VII)	(VIII)	(IX) = (VIII) / (IV) * 100
(A)	Promoter and Promoter Group							
1	Indian							
(a)	Individuals/ Hindu Undivided Family	2	6,154,423	6,154,423	3.36	3.13	2954395	48.00
(b)	Central Government/ State Governments)	-	-	-	-	-	-	-
(c)	Bodies Corporate	5	62,365,546	62,365,546	34.00	31.76	1850000	2.97
(d)	Financial Institutions/ Banks	-	-	-	-	-	-	-
(e)	Any Other (specify)	-	-	-	-	-	-	-
(e-1)	Non Promoters in M/s. Sujana Steels Limitd. Pramalgamation other than the shareholding of Stressed Assets Stabilisation Fund. now to be treated as Promoters as per the stipulations of BSE while granting in principle approval for the Scheme of Arrangement	3	10,305,069	10,305,069	5.62	5.25	2,126,934	20.64
(e-1)	S Hanumantha Rao (Trustee for Fractional Shares)	1	7	7	0.00	0.00	-	-
	Sub-Total (A)(I)	11	78,825,045	78,825,045	43	40.14	6,931,329	8.79



SUJANA METAL PRODUCTS LIMITED

2	Foreign								
(a)	Individuals (Non-Resident Individuals/ Foreign Individuals)	-	-	-	-	-	-	-	-
(b)	Bodies Corporate	-	-	-	-	-	-	-	-
(c)	Institutions	-	-	-	-	-	-	-	-
(d)	Any Other (Specify)	-	-	-	-	-	-	-	-
	Sub-Total (A)(2)	-	-	-	-	-	-	-	-
	Total Shareholding of Promoter and Promoter Group (A) - (A)(1)+(A)(2)	11	78,825,045	78,825,045	42.98	40.14	6,931,329	8.79	
(B)	Public Shareholding								
I	Institutions								
(a)	Mutual Funds/ UTI	-	-	-	-	-	-	-	-
(b)	Financial Institutions/ Banks	5	16,486,204	16,486,004	8.99	8.40	-	-	-
(c)	Central Government/ State Government(s)	-	-	-	-	-	-	-	-
(d)	Venture Capital Funds	-	-	-	-	-	-	-	-
(e)	Insurance Companies	-	-	-	-	-	-	-	-
(f)	Foreign Institutional Investors	1	9,600,000	9,600,000	5.23	4.89	-	-	-
(g)	Foreign Venture Capital Investors	-	-	-	-	-	-	-	-
(h)	Any Other (Specify)	-	-	-	-	-	-	-	-
	Sub-Total (B)(1)	6	26,086,204	26,086,004	14.22	13.29	-	-	-
B 2	Non-Institutions								
(a)	Bodies Corporate	772	33,249,337	33,197,472	18.13	16.93	-	-	-
(b)	Individuals -								
I	i Individual shareholders holding nominal share capital up to Rs 1 lakh	30,330	26,935,492	26,302,054	14.69	13.72	-	-	-
II	ii Individual shareholders holding nominal share capital in excess of Rs 1 lakh	266	16,811,159	16,811,159	9.17	8.56	-	-	-
(c)	Any Other (Specify)	-	-	-	-	-	-	-	-
(c1)	Clearing Member	35	714,410	714,410	0.39	0.36	-	-	-
(c2)	NRI	147	783,234	783,234	0.43	0.40	-	-	-
(c3)	OCB's	-	-	-	-	-	-	-	-
(c4)	Trust	-	-	-	-	-	-	-	-
	Sub-Total (B)(2)	31,550	78,493,632	77,808,329	42.80	39.98	-	-	-
	Total Public Shareholding (B) = (B1 + B2)	31,556	104,579,836	103,894,333	57.02	53.26	-	-	-
	TOTAL (A) + (B)	31,567	183,404,881	182,719,378	100.00	93.41	6,931,329	3.78	
(C)	Shares held by Custodians and against which Depository Receipts have been issued.								
(1)	Promoter and Promoter Group								
(2)	Public	1	12,946,000	12,946,000	0	6.59	-	-	-
	Sub-Total (C)	1	12,946,000	12,946,000	0	6.59	-	-	-
	GRAND TOTAL (A)+(B)+(C)	31,568	196,350,881	195,665,378	100.00	100.00	6,931,329	3.53	



SUJANA METAL PRODUCTS LIMITED

(D)(b) Statement showing Shareholding securities (including shares, warrants, convertible securities) of persons belonging to the category " Promoter and Promoter Group".

Sr. No.	Name of the shareholder	Details of Shares held		Encumbered Shares (*)			Details of Warrants		Details of convertible securities		Total shares (including underlying shares assuming full conversion of warrants and convertible securities) as a % of diluted share capital	
		Number of Shares held	As a % of grand total (A)+(B)+(C)	No.	As a Percentage	As a % of grand total (A+B+C) of sub-clause (I) (a)	Number of Warrants held	As a % of total number of warrants of the same class	Number of convertible securities held	As a % of total number of convertible securities of the same class		
(I)	(II)	(III)	(IV)	(V)	(VI) = (V)/(III)*100	(VII)	(VIII)	(IX)	(X)	(XI)	(XII)	
1	Shri Y S Chowdary	5700629	2.90	2500605	43.87	1.27	0.00	N A	N A	N A	2.90	
2	Yalamanchi Finance & Trading Private Limited	26015546	13.25	500000	1.92	0.25	0	N A	N A	N A	13.25	
3	Smt Y Padmaja	453794	0.23	453790	100.00	0.23	0	N A	N A	N A	0.23	
	Sujana Pumps and Motors (P) Ltd (10,00,000 shares were pledged with Bank Through transfer of shares)	1000000	0.51	1000000	100.00	0.51	0	N A	N A	N A	0.51	
4	Sujana Capital Services Limited	350000	0.18	350000	100.00	0.18	0	N A	N A	N A	0.18	
5	S Hanumantha Rao(Trustee for odd for shares)	7	0.00	-	-	-	0	N A	N A	N A	0.00	
6	Sujana Holdings Limited	10000000	5.09	-	-	-	0	N A	N A	N A	5.09	
7	Foster Infin and Trading Private	25000000	12.73	-	-	-	0	N A	N A	N A	12.73	
8	Non-Promoters in M/s. Sujana Steels Limited, pre-amalgamation other than the shareholding of Stressed Assets Stavukusatuib Fund, now to be treated as promoters as per the stipulations of BSE while granting in principle approval for the Scheme							0	N A	N A	N A	
9	G B Trading & Investments Pvt Limited	6606690	3.36	526934	7.98	0.27	0	N A	N A	N A	3.36	
10	Golkonda Finance And Trading	2,041,505	1.04	-	-	-	0	N A	N A	N A	1.04	
11	Prime Infoinvest Ltd	1656874	0.84	1600000	96.57	0.81	-	N A	N A	N A	0.84	
	TOTAL	78,825,045	40.14	6,931,329	8.79	3.53	-	N A	N A	N A	40.14	



SUJANA METAL PRODUCTS LIMITED

(1)(c)(i) **Statement showing holding of securities (including shares, warrants, convertible securities) of persons belonging to the category "Public" and holding more than 1% of the total number of shares**

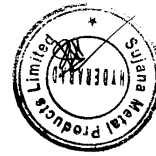
Sr. No.	Name of the shareholder	Number of shares held	Shares as a percentage of total number of shares i.e., Grand Total (A)+(B)+(C) indicated in Statement at para (1)(a) above	Details of warrants		Details of convertible securities		Total shares (including underlying shares assuming full conversion of warrants and convertible securities) as a % of diluted share capital
				Number of warrants held	As a % total number of warrants of the same class	Number of convertible securities held	% w.r.t. total number of convertible securities of the same class	
1	Stressed Assets Stabilization Fund	12759682	6.50	N.A.	N.A.	N.A.	N.A.	6.50
2	Elara India Opportunities Fund Limited	9600000	4.89	N.A.	N.A.	N.A.	N.A.	4.89
3	PAM PHARMACEUTICALS AND ALIED MACHINERY CO PVT LTD	8314201	4.23	N.A.	N.A.	N.A.	N.A.	4.23
4	PAM-GLATT PHARMA TECHNOLOGIES PRIVATE LIMITED	2219079	1.13	N.A.	N.A.	N.A.	N.A.	1.13
5	Zen Securities Limited	4949363	2.52	N.A.	N.A.	N.A.	N.A.	2.52
6	SICOM Limited	2050000	1.04	N.A.	N.A.	N.A.	N.A.	1.04
	TOTAL	39,892,325	20.32					20.32

(1)(c)(ii) **Statement showing holding of securities (including shares, warrants, convertible securities) of persons (together with PAC) belonging to the category "Public" and holding more than 5% of the total number of shares of the Company**

Sr. No.	Name(s) of the shareholder(s) and the Persons Acting in Concert (PAC) with them	Number of shares held	Shares as a percentage of total number of shares i.e., Grand Total (A)+(B)+(C) indicated in Statement at para (1)(a) above	Details of warrants		Details of convertible securities		Total shares (including underlying shares assuming full conversion of warrants and convertible securities) as a % of diluted share capital
				Number of warrants held	As a % total number of warrants of the same class	Number of convertible securities held	% w.r.t. total number of convertible securities of the same class	
1	Stressed Assets Stabilization Fund	12759682	6.50	N.A.	N.A.	N.A.	N.A.	6.50
	TOTAL	12,759,682	6.50					6.50

(1)(d) **Statement showing details of Locked-in shares**

Sr.No	Name of the Shareholder	Number of locked-in shares	Locked-in shares as a percentage of total number of shares i.e., Grand Total (A)+(B)+(C) indicated in Statement at para (1)(a) above
1	Yalamanchili Finance & Trading (P) Limited	25,000,000	12.73
2	Sujana Holdings Limited	10,000,000	5.09
3	Foster Infin and Trading Private Limited	25,000,000	12.73
	TOTAL	60,000,000	30.56



SUJANA METAL PRODUCTS LIMITED

(II)(a) Statement showing details of Depository Receipts (DRs)

Sr.No.	Type of outstanding DR (ADRs, GDRs, SDRs, etc.)	Number of outstanding DRs	Number of shares underlying outstanding DRs	Shares underlying outstanding DRs as a percentage of total number of shares [i.e., Grand Total (A)+(B)+(C) indicated in Statement at para (I)(a) above]
1	Global Depository Receipts (GDRs)	1,294,600	12,946,000	6.59
	TOTAL	1,294,600	12,946,000	6.59

(II)(b) Statement showing holding of Depository Receipts (DRs), where underlying shares held by 'Promoter/promoter group' are in excess of 1% of the total number of shares

Sr.No.	Name of the DR Holder	Type of outstanding DR (ADRs, GDRs, SDRs etc.)	Number of shares underlying outstanding DRs	Shares underlying outstanding DRs as a percentage of total number of shares [i.e., Grand Total (A)+(B)+(C) indicated in Statement at para (I)(a) above]
			NIL	
	TOTAL		NIL	

Thanking you.

Yours faithfully,
For SUJANA METAL PRODUCTS LIMITED

SHAIK ABRAHEEM
COMPANY SECRETARY